


BOOST COLOUR IP FIXED SURFACE MOUNTED

OUTDOOR / LINEAR

ambience

MAKING LIGHT WORK

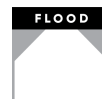


PHYSICAL

Installation Method	Fixed Surface Mounted
Accessories	End 1M WP tails at both ends
IP Rating	IP67

ELECTRICAL

Wattage	10W/m
Voltage	24V
Dimming Control	All types (order separately)



RoHS




IP67

O P T I C A L

Distribution	Flood 120°
CCT	Amber, Blue, Cyan, Green, Red
CRI	CRI80
System Lumen	21lm - 80lm
System Efficacy	Up to 8lm/W
Lifetime (L70B50)	50,000hrs

A D D I T I O N A L

LED Module	SMD2835 120LEDs/m
LED Driver	Remote
Warranty	3 Years



Boost Colour IP