


# BOOST IP FIXED SURFACE MOUNTED

OUTDOOR / LINEAR

ambience

MAKING LIGHT WORK

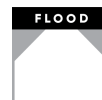


## PHYSICAL

Installation Method	Fixed Surface Mounted
Accessories	End 1M WP tails at both ends
IP Rating	IP67

## ELECTRICAL

Wattage	10W/m, 14.5W/m
Voltage	24V
Dimming Control	All types (order separately)



**RoHS**




**IP67**

## O P T I C A L

Distribution	Flood 120°
CCT	1800K, 2400K, 2700K, 3000K, 3500K, 4000K, 6500K
CRI	CRI90
System Lumen	70lm/W
System Efficacy	Up to 7lm/W
Lifetime (L70B50)	50,000hrs

## A D D I T I O N A L

LED Module	SMD2835 160LEDs/m
LED Driver	Remote
Warranty	3 Years



### Boost IP