



# SERENE key features

## FINISHES

○ White

## MOUNTING

T-Bar Recessed

Plaster Recessed

Surface Mounted

Suspended

## TECHNICAL DESIGN

<UGR19

90> CRI

Tri-Colour 3000K / 3300K  
3400K / 4000K

Green Star Compatible

IP40

Phase / 1-10V / DALI

Maximum 42W

## DESIGN

Architectural Design

Low Glare


Natural Effect

Various Mounting Options


Customisation Available

Shallow Depth


5-Year Warranty




It's rectangle



It's white



**SERENE T-BAR FIXED**



**SERENE SURFACE MOUNTED**



**SERENE SUSPENDED**

**T-BAR FIXED RECESSED**

MEASUREMENTS (AxBmm)

1195 x 295 x 32

CUT OUT MEASUREMENT

1170 x 270

**SURFACE MOUNTED**


MEASUREMENTS (AxBxCmm)

1218 x 308 x 70

**SUSPENDED**

MEASUREMENTS (AxBxCmm)

1195 x 295 x 32



A

B



C



## Create A Tranquil Environment.

The **SERENE** rectangle LED panel is all about creating a tranquil environment. High output, refined super-slim design, long life and low glare. But it's also about what the **SERENE** doesn't do that makes it something special – there's no UV, infrared or noise interference, meaning none of those humming sounds that can drive you nuts.

**SERENE** SUSPENDED  
White

**ambience**  
MAKING LIGHT WORK

+61 3 9486 3699  
sales@ambienclighting.com.au  
[ambienclighting.com.au](http://ambienclighting.com.au)